


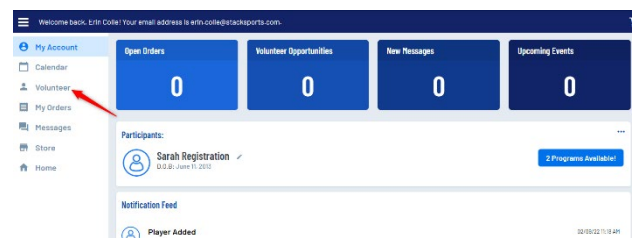
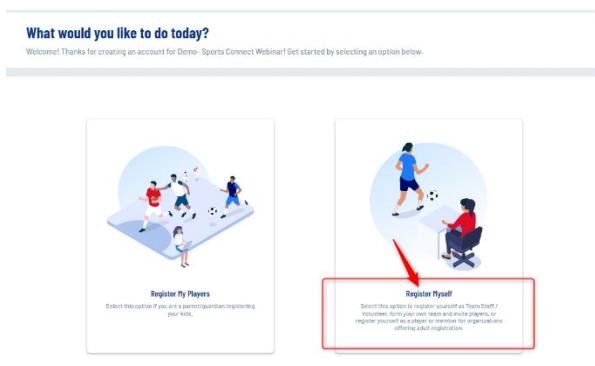
Team Registration – Steps for Team Captains to Register Their Team:

Go to WWW.HENDERSONVILLESOCCERCLUB.COM

Step 1: In the top-right corner, click **Register** to create a new account or **Login** to access your existing account.



Step 2: If you are creating an account, follow the prompts to register yourself as a Volunteer or Team Staff member. For those logged into their existing account, navigate to your account page and click **Volunteer** on the left.



Step 3: If prompted, input any missing required information and click **Continue** at the bottom-right.

Okay, let's get to know you first.
We need to collect a few pieces of information from you, the account holder.

Account Holder Information

Upload Profile Picture

First Name* Last Name*

Gender* Relationship to Player*

Username
colie.erin@gmail.com

Contact Information

Email Address*
colie.erin@gmail.com Cell Phone*

Do you want to receive text alerts from your organization? [What's this?](#) Yes No

Address Information

Step 4: Click **View Divisions** next to the appropriate program. Select your division and click **View Selected Opportunities**.

Looking to get involved? Here are some opportunities.
Select a program below to view and select any division with available opportunities.

Programs

- 1 Adult Rec Soccer Fall 2022 Hide Divisions
- 2 Monday Night Over 40
- 2 2022 Fall Baseball View Divisions
- 3 2022 Spring Soccer Season View Divisions
- 4 2022 Fall Lacrosse Tournament View Divisions

Back View Selected Opportunities

Step 5: Select yourself to be the Team Captain.

PORTS CONNECT WEBINAR

Looking to get involved? Here are some opportunities.
You can sign up yourself or a family member.

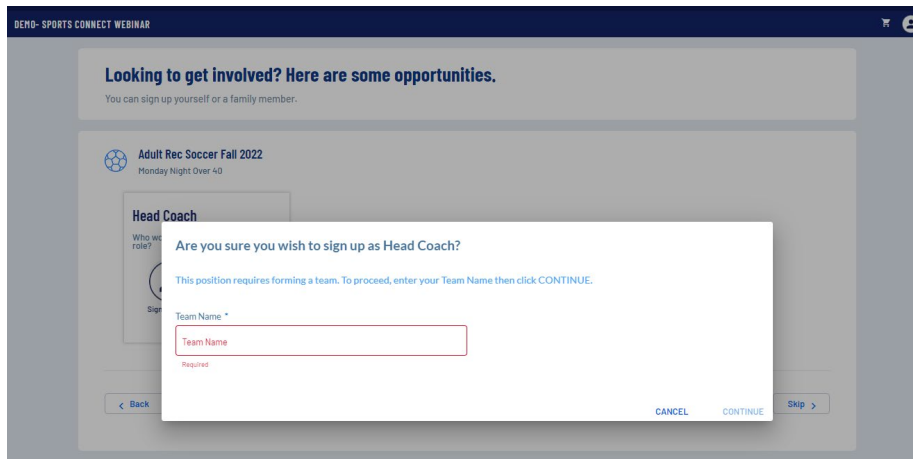
Adult Rec Soccer Fall 2022
Monday Night Over 40

Head Coach

Select

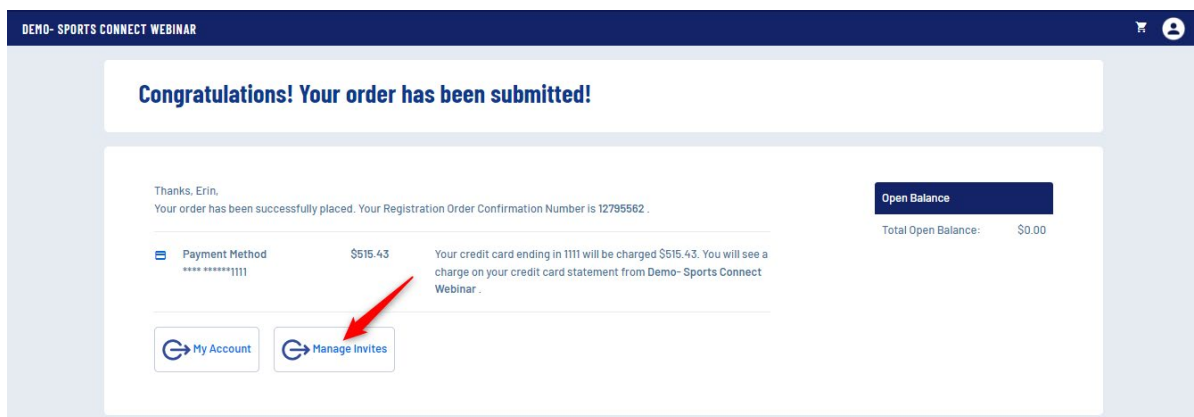
Back Show All Available Opportunities Skip

Step 6: Enter your Team Name and click **Continue**.



The screenshot shows a registration page for 'Adult Rec Soccer Fall 2022' with a modal dialog box open. The dialog box asks, 'Are you sure you wish to sign up as Head Coach?' and provides instructions: 'This position requires forming a team. To proceed, enter your Team Name then click CONTINUE.' There is a text input field labeled 'Team Name *' with a red border and a 'Required' label below it. The dialog box has 'CANCEL' and 'CONTINUE' buttons at the bottom right. The background page shows a 'Head Coach' section with a 'Sign Up' button and a 'Back' button.

Step 7: Complete registration and click **Manage Invites** on the confirmation screen to invite players to the team.



The screenshot shows a confirmation screen with the heading 'Congratulations! Your order has been submitted!'. Below the heading, it says 'Thanks, Erin, Your order has been successfully placed. Your Registration Order Confirmation Number is 12795562.' There is a table with payment information: 'Payment Method' is '\$515.43' and 'Your credit card ending in 1111 will be charged \$515.43. You will see a charge on your credit card statement from Demo- Sports Connect Webinar.' To the right, there is an 'Open Balance' section with 'Total Open Balance: \$0.00'. At the bottom, there are two buttons: 'My Account' and 'Manage Invites'. A red arrow points to the 'Manage Invites' button.

Any questions – email annamacycudder@gmail.com